

PRO-LOK

A026

GM Truck Tool

Why Use Anything Else?



The A026 GM Truck tool is designed to open GM trucks with the horizontal rod locking systems.

To use, insert a wedge into the passenger door 5"-7" to the rear of the lock-unlock button (see photo 1.)

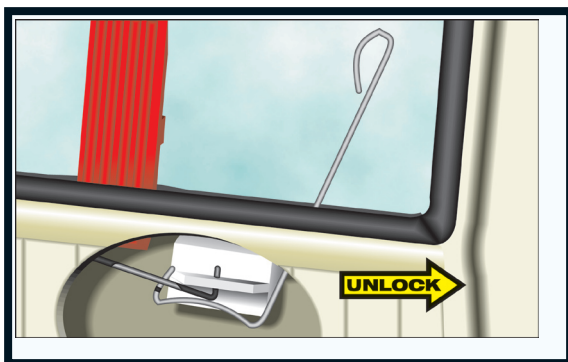

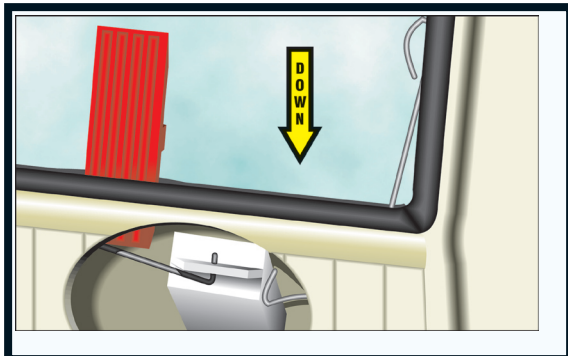
Feed the tip of the tool into the door cavity with the tip roughly in line with the lock-unlock button.

Bring the tool to a vertical position, with the tip facing rearward.

Manipulate the tip of the tool behind the connecting rod attached to the lock-unlock activator (see photo 2.)

Slide the tool toward the front of the vehicle as far as possible until you feel the "click" which indicates the lock button has moved forward to the unlocked position (see photo 3.)

The GM truck tool can also be used on vent window openings.



GENERAL APPLICATIONS : Early model S-10 Pickup, S-10 Blazer, GMC Jimmy and various other models.